

SISTEMA DE PRESUPUESTO DISTRITAL - PREDIS
EJECUCION PRESUPUESTAL
SECRETARIA DE HACIENDA - DIRECCION DISTRITAL DE PRESUPUESTO
EJECUCION DE PRESUPUESTO RECURSOS ADMINISTRADOS

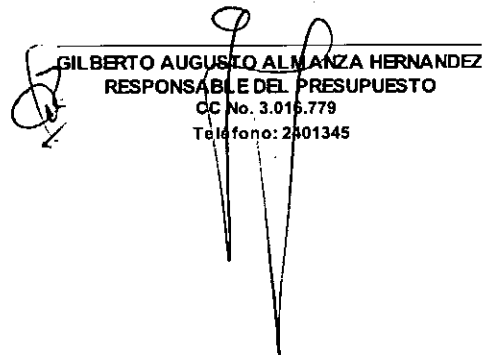
05-01-2012
03:06

Entidad 211 INSTITUTO DISTRITAL DE RECREACION Y DEPORTE - IDR		MES: DICIEMBRE		VIGENCIA FISCAL: 2011		RECAUDOS		EJECUCION PRESUPUESTAL %	SALDO POR RECAUDAR	RECURSOS RESERVAS	RECAUDO ACUMULADO RECURSOS RESERVAS
Unidad Ejecutora 01 UNIDAD 01		PRESUPUESTO	MODIFICACIONES		PRESUPUESTO	RECAUDOS		(9 = 8 / 6)	10 = (6 - 8)	11	(12 = 8 + 11)
CODIGO 1	NOMBRE 2	INICIAL 3	MES (+/-) 4	ACUMULADO 5	DEFINITIVO 6 = (3 + 5)	MES 7	ACUMULADO 8				
2	INGRESOS	54,140,540,000.00	-474,872,075.00	-474,872,075.00	53,665,667,925.00	2,093,430,992.00	64,244,934,526.00	119.71	-10,579,266,601.00	0.00	64,244,934,526.00
2-1	INGRESOS CORRIENTES	39,056,766,000.00	-474,872,075.00	-474,872,075.00	38,581,893,925.00	2,061,988,417.00	42,706,527,071.00	110.69	-4,124,633,146.00	0.00	42,706,527,071.00
2-1-2	NO TRIBUTARIOS	39,056,766,000.00	-474,872,075.00	-474,872,075.00	38,581,893,925.00	2,061,988,417.00	42,706,527,071.00	110.69	-4,124,633,146.00	0.00	42,706,527,071.00
2-1-2-04	Rentas Contractuales	11,702,203,000.00	0.00	0.00	11,702,203,000.00	906,276,613.00	11,140,642,086.00	95.20	561,560,914.00	0.00	11,140,642,086.00
2-1-2-04-07	Aprovechamiento Económico	11,252,203,000.00	0.00	0.00	11,252,203,000.00	820,276,613.00	10,925,588,386.00	97.10	326,614,614.00	0.00	10,925,588,386.00
2-1-2-04-99	Otras Rentas Contractuales	450,000,000.00	0.00	0.00	450,000,000.00	86,000,000.00	215,053,700.00	47.79	234,946,300.00	0.00	215,053,700.00
2-1-2-05	Contribuciones	1,462,000,000.00	-14,804,602.00	-14,804,602.00	1,447,195,398.00	44,859,522.00	4,068,466,545.00	281.13	-2,621,271,147.00	0.00	4,068,466,545.00
2-1-2-05-01	Valorización Local	1,462,000,000.00	-14,804,602.00	-14,804,602.00	1,447,195,398.00	44,859,522.00	4,068,466,545.00	281.13	-2,621,271,147.00	0.00	4,068,466,545.00
2-1-2-05-01-02	Valorización Acuerdo 180 de 2005	1,462,000,000.00	-14,804,602.00	-14,804,602.00	1,447,195,398.00	44,859,522.00	4,068,466,545.00	281.13	-2,621,271,147.00	0.00	4,068,466,545.00
2-1-2-06	Participaciones	18,461,945,000.00	0.00	0.00	18,461,945,000.00	1,020,596,906.00	16,873,023,445.00	91.39	1,588,921,555.00	0.00	16,873,023,445.00
2-1-2-06-14	Jundeporatas	18,461,945,000.00	0.00	0.00	18,461,945,000.00	1,020,596,906.00	16,873,023,445.00	91.39	1,588,921,555.00	0.00	16,873,023,445.00
2-1-2-06-14-01	Jundeporatas Cigarrillos	16,253,052,000.00	0.00	0.00	16,253,052,000.00	657,560,000.00	13,847,437,600.00	85.20	2,405,614,400.00	0.00	13,847,437,600.00
2-1-2-06-14-02	Jundeporatas Espectáculos Públicos	2,208,893,000.00	0.00	0.00	2,208,893,000.00	363,036,906.00	3,025,585,845.00	136.97	-816,692,845.00	0.00	3,025,585,845.00
2-1-2-09	Fondo Cuenta Pago Compensatorio de Casiones Públicas	7,000,000,000.00	-460,067,473.00	-460,067,473.00	6,539,932,527.00	77,126,424.00	10,450,323,932.00	159.75	-3,910,391,405.00	0.00	10,450,323,932.00
2-1-2-99	Otros Ingresos No Tributarios	430,618,000.00	0.00	0.00	430,618,000.00	13,126,952.00	174,071,063.00	40.42	256,546,937.00	0.00	174,071,063.00
2-2	TRANSFERENCIAS	0.00	0.00	0.00	0.00	0.00	0.00	0.00	-551,403,416.00	0.00	551,403,416.00
2-2-1	NACIÓN	0.00	0.00	0.00	0.00	0.00	551,403,416.00	0.00	-551,403,416.00	0.00	551,403,416.00
2-2-1-04	Otras Transferencias Nación	0.00	0.00	0.00	0.00	0.00	551,403,416.00	0.00	-551,403,416.00	0.00	551,403,416.00
2-2-1-04-03	Otras Nación	0.00	0.00	0.00	0.00	0.00	551,403,416.00	0.00	-551,403,416.00	0.00	551,403,416.00
2-4	RECURSOS DE CAPITAL	15,083,774,000.00	0.00	0.00	15,083,774,000.00	31,442,575.00	20,987,004,039.00	139.14	-5,903,230,039.00	0.00	20,987,004,039.00
2-4-1	RECURSOS DEL BALANCE	14,357,000,000.00	0.00	0.00	14,357,000,000.00	0.00	19,977,069,497.00	139.15	-5,620,069,497.00	0.00	19,977,069,497.00
2-4-1-05	Recursos Reservas	13,332,000,000.00	0.00	0.00	13,332,000,000.00	0.00	12,363,264,957.00	92.73	968,735,043.00	0.00	12,363,264,957.00
2-4-1-06	Recursos Pasivos Exigibles	1,025,000,000.00	0.00	0.00	1,025,000,000.00	0.00	767,634,950.00	74.89	257,365,050.00	0.00	767,634,950.00
2-4-1-08	Otros Recursos del Balance	0.00	0.00	0.00	0.00	0.00	6,846,169,590.00	0.00	-6,846,169,590.00	0.00	6,846,169,590.00
2-4-1-08-01	Otros Recursos del Balance de Destinación Especifica	0.00	0.00	0.00	0.00	0.00	6,846,169,590.00	0.00	-6,846,169,590.00	0.00	6,846,169,590.00
2-4-3	RENDIMIENTOS POR OPERACIONES FINANCIERAS	676,531,000.00	0.00	0.00	676,531,000.00	26,663,074.00	543,945,016.00	80.40	132,585,984.00	0.00	543,945,016.00
2-4-3-01	Rendimientos Provenientes de Recursos de Destinación Especifica	303,000,000.00	0.00	0.00	303,000,000.00	0.00	303,082,201.00	100.03	-92,201.00	0.00	303,082,201.00
2-4-3-02	Rendimientos Provenientes de Recursos de Libre Destinación	373,531,000.00	0.00	0.00	373,531,000.00	26,663,074.00	240,852,815.00	64.48	132,678,185.00	0.00	240,852,815.00
2-4-5	EXCEDENTES FINANCIEROS DE LOS ESTABLECIMIENTOS PÚBLICOS Y UTILIDADES EMPRESAS	0.00	0.00	0.00	0.00	0.00	417,331,584.00	0.00	-417,331,584.00	0.00	417,331,584.00
2-4-9	OTROS RECURSOS DE CAPITAL	50,243,000.00	0.00	0.00	50,243,000.00	4,779,501.00	48,657,942.00	96.85	1,585,058.00	0.00	48,657,942.00
TOTAL RENTAS E INGRESOS		54,140,540,000.00	-474,872,075.00	-474,872,075.00	53,665,667,925.00	2,093,430,992.00	64,244,934,526.00	119.71	-10,579,266,601.00	0.00	64,244,934,526.00

SISTEMA DE PRESUPUESTO DISTRITAL - PREDIS
EJECUCION PRESUPUESTAL
SECRETARIA DE HACIENDA - DIRECCION DISTRITAL DE PRESUPUESTO
EJECUCION DE PRESUPUESTO RECURSOS ADMINISTRADOS

05-01-2012
03:06

Transferencias		PRESUPUESTO INICIAL	MODIFICACIONES		PRESUPUESTO DEFINITIVO	RECAUDOS		EJECUCION PRESUPUESTAL %	SALDO POR RECAUDAR	RECURSOS RESERVAS	RECAUDO ACUMULADO RECURSOS RESERVAS
CODIGO	CONCEPTO		MES	ACUMULADO		MES	ACUMULADO				
2-2-4	ADMINISTRACIÓN CENTRAL	120,396,763,000.00	-5,053,513,209.00	-5,053,513,209.00	115,343,249,791.00	15,132,802,799.00	96,122,971,705.00	83.34	19,220,278,086.00	11,865,987,279.00	107,988,958,984.00
2-2-4-01	Aporte Ordinario	103,638,763,000.00	-5,053,513,209.00	-5,053,513,209.00	103,085,249,791.00	12,935,977,146.00	84,486,501,550.00	81.96	18,588,748,241.00	11,244,457,434.00	95,730,958,984.00
2-2-4-01-01	Vigencia	84,779,593,000.00	-4,328,000,000.00	209,883,993.00	84,989,476,993.00	12,749,127,564.00	71,089,036,136.00	83.64	13,900,440,857.00	11,244,457,434.00	82,333,493,570.00
2-2-4-01-02	Vigencia Anterior	18,859,170,000.00	-725,513,209.00	-763,397,202.00	18,095,772,798.00	186,849,582.00	13,397,465,414.00	74.04	4,698,307,384.00	0.00	13,397,465,414.00
2-2-4-01-02-01	Reservas	12,251,170,000.00	-725,513,209.00	436,602,798.00	12,687,772,798.00	58,553,000.00	12,580,040,158.00	99.15	107,732,640.00	0.00	12,580,040,158.00
2-2-4-01-02-02	Pasivos Exigibles	6,608,000,000.00	0.00	-1,200,000,000.00	5,408,000,000.00	128,296,582.00	817,425,256.00	15.12	4,590,574,744.00	0.00	817,425,256.00
2-2-4-02	Sistema General de Participaciones	12,139,000,000.00	0.00	-4,500,000,000.00	7,639,000,000.00	1,332,638,550.00	7,017,470,155.00	91.86	621,529,845.00	621,529,845.00	7,639,000,000.00
2-2-4-02-05	Aporte Ordinario Participación de Propósito General	12,139,000,000.00	0.00	-4,500,000,000.00	7,639,000,000.00	1,332,638,550.00	7,017,470,155.00	91.86	621,529,845.00	621,529,845.00	7,639,000,000.00
2-2-4-07	IVA Cedido de Licoros (Ley 788 de 2002)	3,622,000,000.00	0.00	0.00	3,622,000,000.00	770,752,143.00	3,622,000,000.00	100.00	0.00	0.00	3,622,000,000.00
2-2-4-07-00	NO APLICA	3,622,000,000.00	0.00	0.00	3,622,000,000.00	770,752,143.00	3,622,000,000.00	100.00	0.00	0.00	3,622,000,000.00
2-2-4-09	IVA al Servicio de Telefonía Móvil (Ley 788/02)	997,000,000.00	0.00	0.00	997,000,000.00	93,434,960.00	997,000,000.00	100.00	0.00	0.00	997,000,000.00
2-2-4-09-01	Instituto Distrital de Recreación y Deporte	997,000,000.00	0.00	0.00	997,000,000.00	93,434,960.00	997,000,000.00	100.00	0.00	0.00	997,000,000.00
TOTAL TRANSFERENCIAS		120,396,763,000.00	-5,053,513,209.00	-5,053,513,209.00	115,343,249,791.00	15,132,802,799.00	96,122,971,705.00	83.34	19,220,278,086.00	11,865,987,279.00	107,988,958,984.00
TOTAL RENTAS E INGRESOS		174,537,303,000.00	-5,528,385,284.00	-5,528,385,284.00	169,008,917,716.00	17,226,233,791.00	180,367,906,231.00	94.89	8,641,011,485.00	11,865,987,279.00	172,233,893,510.00


GILBERTO AUGUSTO ALMANZA HERNANDEZ
RESPONSABLE DEL PRESUPUESTO
 CC No. 3.016.779
 Teléfono: 2801345


ANA EDURNE CAMACHO-CORREDOR
ORDENADOR DEL GASTO
 CC No. 40.015.136
 Teléfono: 6605400 EXT 1001

SISTEMA DE PRESUPUESTO DISTRITAL - PREDIS
SECRETARIA DE HACIENDA- DIRECCION DISTRITAL DE PRESUPUESTO
EJECUCION PRESUPUESTO
INFORME DE EJECUCION DEL PRESUPUESTO DE GASTOS E INVERSION

Entidad		211 INSTITUTO DISTRITAL DE RECREACIÓN Y DEPORTE- IDR		VIGENCIA FISCAL:											2011			
Unidad Ejecutora 01 UNIDAD 01															MES:		DICIEMBRE	
RUBRO PRESUPUESTAL		APROPIACION							TOTAL COMPROMISOS		EJECUC. PRESUP. % 11=10/8	AUTORIZACION DE GIRO		EJECUCION AUT. GIRO % 14=13/8				
CODIGO 1	NOMBRE 2	INICIAL 3	MODIFICACIONES		VIGENTE 6=(3+5)	SUSPENSION 7	DISPONIBLE 8=(6-7)	MES 9	ACUMULADO 10	MES 12		ACUMULADO 13						
			MES 4	ACUMULADO 5														
3	GASTOS	174,537,303,000.00	-5,528,385,284.00	-5,528,385,284.00	169,008,917,716.00	0.00	169,008,917,716.00	13,534,124,888.00	158,734,220,357.00	93.92	25,546,596,790.00	138,305,995,824.00	81.83					
3-1	GASTOS DE FUNCIONAMIENTO	22,826,303,000.00	-126,329,390.00	-126,329,390.00	22,799,973,610.00	0.00	22,799,973,610.00	2,306,894,346.00	21,152,033,652.00	92.77	3,810,576,960.00	20,476,511,569.00	89.81					
3-1-1	SERVICIOS PERSONALES	17,680,856,000.00	0.00	-633,679,169.00	17,247,176,831.00	0.00	17,247,176,831.00	1,763,435,432.00	15,717,705,023.00	91.13	2,776,463,142.00	15,525,325,690.00	90.02					
3-1-1-01	SERVICIOS PERSONALES ASOCIADOS A LA NOMINA	12,475,721,000.00	0.00	-242,010,630.00	12,233,710,370.00	0.00	12,233,710,370.00	1,103,702,756.00	11,599,522,490.00	94.82	1,820,702,582.00	11,454,222,490.00	93.63					
3-1-1-01-01	Sueldos Personal de Nómina	6,934,635,000.00	0.00	-270,010,630.00	6,664,624,370.00	0.00	6,664,624,370.00	628,330,840.00	6,421,173,950.00	96.35	628,330,840.00	6,421,173,950.00	96.35					
3-1-1-01-04	Gastos de Representación	280,466,000.00	0.00	0.00	280,466,000.00	0.00	280,466,000.00	22,364,406.00	264,869,779.00	94.44	22,364,406.00	264,869,779.00	94.44					
3-1-1-01-05	Horas Extras, Dominicales, Festivos, Recargo Nocturno y Trabajo Suplementario	186,885,000.00	0.00	0.00	186,885,000.00	0.00	186,885,000.00	12,113,260.00	150,247,869.00	80.40	12,113,260.00	150,247,869.00	80.40					
3-1-1-01-06	Auxilio de Transporte	25,366,000.00	0.00	2,500,000.00	27,866,000.00	0.00	27,866,000.00	2,710,411.00	27,863,265.00	99.99	2,710,411.00	27,863,265.00	99.99					
3-1-1-01-07	Subsidio de Alimentación	44,901,000.00	0.00	0.00	44,901,000.00	0.00	44,901,000.00	2,440,787.00	40,436,205.00	90.06	2,440,787.00	40,436,205.00	90.06					
3-1-1-01-08	Bonificación por Servicios Prestados	225,668,000.00	0.00	0.00	225,668,000.00	0.00	225,668,000.00	9,605,943.00	198,363,221.00	87.90	12,967,414.00	198,363,221.00	87.90					
3-1-1-01-11	Prima Semestral	25,319,000.00	0.00	0.00	25,319,000.00	0.00	25,319,000.00	0.00	23,898,207.00	94.39	0.00	23,898,207.00	94.39					
3-1-1-01-12	Prima de Servicios	926,944,000.00	0.00	-60,000,000.00	866,944,000.00	0.00	866,944,000.00	0.00	852,430,212.00	98.33	3,281,631.00	852,430,212.00	98.33					
3-1-1-01-13	Prima de Navidad	911,664,000.00	0.00	0.00	911,664,000.00	0.00	911,664,000.00	0.00	842,607,174.00	92.43	833,479,176.00	842,607,174.00	92.43					
3-1-1-01-14	Prima de Vacaciones	446,094,000.00	0.00	40,000,000.00	486,094,000.00	0.00	486,094,000.00	96,397,248.00	429,811,862.00	88.42	96,397,248.00	429,811,862.00	88.42					
3-1-1-01-15	Prima Técnica	1,628,894,000.00	0.00	0.00	1,628,894,000.00	0.00	1,628,894,000.00	142,040,982.00	1,513,825,260.00	92.94	142,040,982.00	1,513,825,260.00	92.94					
3-1-1-01-16	Prima de Antigüedad	369,165,000.00	0.00	-20,000,000.00	349,165,000.00	0.00	349,165,000.00	34,003,710.00	338,639,531.00	96.98	34,003,710.00	338,639,531.00	96.98					
3-1-1-01-17	Prima Secretarial	7,204,000.00	0.00	0.00	7,204,000.00	0.00	7,204,000.00	740,076.00	6,535,438.00	90.72	740,076.00	6,535,438.00	90.72					
3-1-1-01-20	Otras Primas y Bonificaciones	30,687,000.00	0.00	13,000,000.00	43,687,000.00	0.00	43,687,000.00	0.00	38,737,412.00	88.67	20,183,108.00	38,737,412.00	88.67					
3-1-1-01-21	Vacaciones en Dinero	0.00	0.00	50,000,000.00	50,000,000.00	0.00	50,000,000.00	0.00	49,854,112.00	99.71	0.00	49,854,112.00	99.71					
3-1-1-01-25	Convenciones Colectivas o Convenios	231,092,000.00	0.00	500,000.00	231,592,000.00	0.00	231,592,000.00	144,635,000.00	215,293,778.00	92.96	1,329,440.00	69,993,778.00	30.22					
3-1-1-01-25-01	Personal Administrativo	225,159,000.00	0.00	0.00	225,159,000.00	0.00	225,159,000.00	144,635,000.00	208,980,175.00	92.81	1,329,440.00	63,680,175.00	28.28					
3-1-1-01-25-03	Quinquenio	5,933,000.00	0.00	500,000.00	6,433,000.00	0.00	6,433,000.00	0.00	6,313,603.00	98.14	0.00	6,313,603.00	98.14					
3-1-1-01-26	Bonificación Especial de Recreación	38,529,000.00	0.00	2,000,000.00	40,529,000.00	0.00	40,529,000.00	8,320,093.00	35,899,656.00	88.58	8,320,093.00	35,899,656.00	88.58					
3-1-1-01-28	Reconocimiento por Permanencia en el Servicio Público	162,208,000.00	0.00	0.00	162,208,000.00	0.00	162,208,000.00	0.00	149,035,559.00	91.88	0.00	149,035,559.00	91.88					
3-1-1-02	SERVICIOS PERSONALES INDIRECTOS	167,550,000.00	0.00	19,800,000.00	187,350,000.00	0.00	187,350,000.00	1,632,500.00	186,881,250.00	99.75	40,430,000.00	139,801,817.00	74.62					
3-1-1-02-03	Honorarios	80,000,000.00	0.00	19,200,000.00	99,200,000.00	0.00	99,200,000.00	0.00	99,200,000.00	100.00	22,500,000.00	58,926,667.00	59.40					
3-1-1-02-03-01	Honorarios Entidad	80,000,000.00	0.00	19,200,000.00	99,200,000.00	0.00	99,200,000.00	0.00	99,200,000.00	100.00	22,500,000.00	58,926,667.00	59.40					
3-1-1-02-04	Remuneración Servicios Técnicos	87,550,000.00	0.00	0.00	87,550,000.00	0.00	87,550,000.00	1,332,500.00	87,381,250.00	99.81	17,630,000.00	60,575,250.00	92.03					
3-1-1-02-98	Otros Gastos de Personal	0.00	0.00	600,000.00	600,000.00	0.00	600,000.00	300,000.00	300,000.00	50.00	300,000.00	300,000.00	50.00					
3-1-1-03	APORTES PATRONALES AL SECTOR PRIVADO Y PÚBLICO	5,237,585,000.00	0.00	-411,468,539.00	4,826,116,461.00	0.00	4,826,116,461.00	658,100,176.00	3,931,301,283.00	81.46	915,330,560.00	3,931,301,283.00	81.46					
3-1-1-03-01	Aportes Patronales Sector Privado	2,851,316,000.00	0.00	-384,500,000.00	2,466,816,000.00	0.00	2,466,816,000.00	435,352,487.00	1,990,281,353.00	80.68	566,877,904.00	1,990,281,353.00	80.68					
3-1-1-03-01-01	Cesantías Fondos Privados	947,687,000.00	0.00	-384,500,000.00	563,187,000.00	0.00	563,187,000.00	297,872,999.00	357,076,185.00	63.40	299,735,769.00	357,076,185.00	63.40					
3-1-1-03-01-02	Pensiones Fondos Privados	603,854,000.00	0.00	0.00	603,854,000.00	0.00	603,854,000.00	36,551,034.00	474,079,951.00	78.51	73,014,840.00	474,079,951.00	78.51					
3-1-1-03-01-03	Salud EPS Privadas	818,799,000.00	0.00	0.00	818,799,000.00	0.00	818,799,000.00	62,031,154.00	756,710,617.00	92.42	124,861,995.00	756,710,617.00	92.42					
3-1-1-03-01-05	Caja de Compensación	480,976,000.00	0.00	0.00	480,976,000.00	0.00	480,976,000.00	38,897,300.00	402,414,600.00	83.67	69,265,300.00	402,414,600.00	83.67					
3-1-1-03-02	Aportes Patronales Sector Público	2,386,269,000.00	0.00	-26,968,539.00	2,359,300,461.00	0.00	2,359,300,461.00	222,747,689.00	1,941,019,930.00	82.27	348,452,656.00	1,941,019,930.00	82.27					

SISTEMA DE PRESUPUESTO DISTRITAL - PREDIS
SECRETARIA DE HACIENDA- DIRECCION DISTRITAL DE PRESUPUESTO
EJECUCION PRESUPUESTO
INFORME DE EJECUCION DEL PRESUPUESTO DE GASTOS E INVERSION

06-01-2012
09:28

Entidad		211 INSTITUTO DISTRITAL DE RECREACIÓN Y DEPORTE- IDRD						VIGENCIA FISCAL:		2011			
Unidad Ejecutora 01 UNIDAD 01								MES:		DICIEMBRE			
RUBRO PRESUPUESTAL		APROPIACION						TOTAL COMPROMISOS		EJECUC. PRESUP. %	AUTORIZACION DE GIRO		EJECUCION AUT. GIRO %
CODIGO 1	NOMBRE 2	INICIAL 3	MODIFICACIONES		VIGENTE 6=(3+5)	SUSPENSION 7	DISPONIBLE 8=(6-7)	MES 9	ACUMULADO 10	11=10/8	MES 12	ACUMULADO 13	14=13/8
			MES 4	ACUMULADO 5									
3-1-1-03-02-01	Cesantías Fondos Públicos	1,143,322,000.00	0.00	-96,968,539.00	1,046,353,461.00	0.00	1,046,353,461.00	116,768,557.00	776,486,741.00	74.21	146,681,838.00	776,486,741.00	74.21
3-1-1-03-02-02	Pensionados Fondos Públicos	552,097,000.00	0.00	70,000,000.00	622,097,000.00	0.00	622,097,000.00	51,578,032.00	594,191,439.00	95.51	103,837,818.00	594,191,439.00	95.51
3-1-1-03-02-04	Riesgos Profesionales Sector Público	89,622,000.00	0.00	0.00	89,622,000.00	0.00	89,622,000.00	5,781,200.00	67,339,500.00	75.14	11,355,800.00	67,339,500.00	75.14
3-1-1-03-02-06	ICBF	360,738,000.00	0.00	0.00	360,738,000.00	0.00	360,738,000.00	29,170,900.00	301,785,800.00	83.66	51,944,800.00	301,785,800.00	83.66
3-1-1-03-02-07	SENA	240,490,000.00	0.00	0.00	240,490,000.00	0.00	240,490,000.00	19,449,000.00	201,216,450.00	83.67	34,632,400.00	201,216,450.00	83.67
3-1-2	GASTOS GENERALES	4,506,277,000.00	0.00	630,210,630.00	5,136,487,630.00	0.00	5,136,487,630.00	550,923,338.00	5,030,244,349.00	97.93	1,017,337,818.00	4,567,101,599.00	88.91
3-1-2-01	Adquisición de Bienes	832,008,000.00	0.00	-55,486,912.00	776,521,088.00	0.00	776,521,088.00	44,586,329.00	748,169,654.00	96.35	215,004,767.00	516,698,908.00	66.54
3-1-2-01-01	Dotación	108,000,000.00	0.00	-28,486,912.00	79,513,088.00	0.00	79,513,088.00	-2,842.00	79,510,246.00	100.00	0.00	79,510,246.00	100.00
3-1-2-01-02	Gastos de Computador	420,000,000.00	0.00	-12,000,000.00	408,000,000.00	0.00	408,000,000.00	41,683,287.00	366,629,652.00	94.81	110,925,048.00	255,191,341.00	62.55
3-1-2-01-03	Combustibles, Lubrificantes y Llantas	45,008,000.00	0.00	0.00	45,008,000.00	0.00	45,008,000.00	0.00	45,008,000.00	100.00	22,957,302.00	40,651,177.00	90.32
3-1-2-01-04	Materiales y Suministros	250,000,000.00	0.00	-15,000,000.00	235,000,000.00	0.00	235,000,000.00	2,905,886.00	230,083,606.00	97.91	75,114,267.00	134,607,994.00	57.28
3-1-2-01-05	Compra de Equipo	9,000,000.00	0.00	0.00	9,000,000.00	0.00	9,000,000.00	-2.00	6,738,150.00	74.87	6,008,150.00	6,738,150.00	74.87
3-1-2-02	Adquisición de Servicios	3,659,269,000.00	0.00	-64,313,088.00	3,594,955,912.00	0.00	3,594,955,912.00	418,262,181.00	3,549,449,567.00	98.73	719,009,797.00	3,322,529,137.00	92.42
3-1-2-02-02	Viáticos y Gastos de Viaje	15,000,000.00	0.00	7,000,000.00	22,000,000.00	0.00	22,000,000.00	0.00	19,062,375.00	86.65	0.00	19,062,375.00	86.65
3-1-2-02-03	Gastos de Transporte y Comunicación	270,000,000.00	0.00	21,000,000.00	291,000,000.00	0.00	291,000,000.00	23,606,533.00	265,568,899.00	98.13	36,942,156.00	202,552,828.00	69.61
3-1-2-02-04	Impresos y Publicaciones	106,966,000.00	0.00	2,000,000.00	108,966,000.00	0.00	108,966,000.00	5,941,000.00	107,364,900.00	98.53	38,390,495.00	96,922,493.00	86.95
3-1-2-02-05	Mantenimiento y Reparaciones	1,340,000,000.00	0.00	-279,200,000.00	1,060,800,000.00	0.00	1,060,800,000.00	4,472,718.00	1,053,602,955.00	99.32	140,849,114.00	922,210,003.00	86.94
3-1-2-02-05-01	Mantenimiento Entidad	1,340,000,000.00	0.00	-279,200,000.00	1,060,800,000.00	0.00	1,060,800,000.00	4,472,718.00	1,053,602,955.00	99.32	140,849,114.00	922,210,003.00	86.94
3-1-2-02-06	Seguros	838,680,000.00	0.00	293,186,688.00	1,131,866,688.00	0.00	1,131,866,688.00	294,756,308.00	1,131,259,568.00	99.95	295,789,593.00	1,131,259,568.00	99.95
3-1-2-02-06-01	Seguros Entidad	838,680,000.00	0.00	293,186,688.00	1,131,866,688.00	0.00	1,131,866,688.00	294,756,308.00	1,131,259,568.00	99.95	295,789,593.00	1,131,259,568.00	99.95
3-1-2-02-08	Servicios Públicos	567,640,000.00	0.00	-113,299,776.00	454,340,224.00	0.00	454,340,224.00	91,616,862.00	450,563,883.00	99.17	81,616,862.00	450,563,883.00	99.17
3-1-2-02-08-01	Energía	201,600,000.00	0.00	23,200,000.00	224,800,000.00	0.00	224,800,000.00	32,342,225.00	224,800,000.00	100.00	32,342,225.00	224,800,000.00	100.00
3-1-2-02-08-02	Acueducto y Alcantarillado	66,000,000.00	0.00	-48,883,286.00	17,116,714.00	0.00	17,116,714.00	5,464,622.00	17,116,714.00	100.00	5,464,622.00	17,116,714.00	100.00
3-1-2-02-08-03	Asco	25,800,000.00	0.00	-21,050,000.00	4,750,000.00	0.00	4,750,000.00	2,221,888.00	2,221,888.00	46.78	2,221,888.00	2,221,888.00	46.78
3-1-2-02-08-04	Teléfono	274,240,000.00	0.00	-66,566,490.00	207,673,510.00	0.00	207,673,510.00	51,588,127.00	206,425,281.00	99.40	51,588,127.00	206,425,281.00	99.40
3-1-2-02-09	Capacitación	120,000,000.00	0.00	5,000,000.00	125,000,000.00	0.00	125,000,000.00	0.00	124,612,000.00	99.69	4,620,000.00	124,612,000.00	99.69
3-1-2-02-09-01	Capacitación Interna	120,000,000.00	0.00	5,000,000.00	125,000,000.00	0.00	125,000,000.00	0.00	124,612,000.00	99.69	4,620,000.00	124,612,000.00	99.69
3-1-2-02-10	Bienestar e Incentivos	149,483,000.00	0.00	0.00	149,483,000.00	0.00	149,483,000.00	-12.00	146,227,968.00	97.82	42,016,667.00	146,227,968.00	97.82
3-1-2-02-12	Salud Ocupacional	61,500,000.00	0.00	0.00	61,500,000.00	0.00	61,500,000.00	0.00	61,497,500.00	100.00	5,329,870.00	59,418,500.00	96.62
3-1-2-02-13	Programas y Convenios Institucionales	190,000,000.00	0.00	0.00	190,000,000.00	0.00	190,000,000.00	-2,131,228.00	169,699,519.00	89.32	63,455,040.00	169,699,519.00	89.32
3-1-2-02-13-99	Otros Programas y Convenios Institucionales	190,000,000.00	0.00	0.00	190,000,000.00	0.00	190,000,000.00	-2,131,228.00	169,699,519.00	89.32	63,455,040.00	169,699,519.00	89.32
3-1-2-03	Otros Gastos Generales	15,000,000.00	0.00	750,010,630.00	765,010,630.00	0.00	765,010,630.00	88,074,828.00	732,625,128.00	95.77	83,323,254.00	727,873,554.00	95.15
3-1-2-03-01	Sentencias Judiciales	0.00	0.00	750,010,630.00	750,010,630.00	0.00	750,010,630.00	88,074,828.00	726,055,966.00	96.81	83,323,254.00	721,304,392.00	96.17
3-1-2-03-01-02	Otras Sentencias	0.00	0.00	750,010,630.00	750,010,630.00	0.00	750,010,630.00	88,074,828.00	726,055,966.00	96.81	83,323,254.00	721,304,392.00	96.17
3-1-2-03-02	Impuestos, Tasas, Contribuciones, Derechos y Multas	15,000,000.00	0.00	0.00	15,000,000.00	0.00	15,000,000.00	0.00	6,569,162.00	43.79	0.00	6,569,162.00	43.79
3-1-5	PASIVOS EXIGIBLES	0.00	0.00	3,468,539.00	3,468,539.00	0.00	3,468,539.00	0.00	3,468,539.00	100.00	0.00	3,468,539.00	100.00
3-1-6	RESERVAS PRESUPUESTALES	539,170,000.00	-126,329,390.00	-126,329,390.00	412,840,610.00	0.00	412,840,610.00	-7,464,424.00	400,615,741.00	97.04	16,776,000.00	380,615,741.00	92.19
3-1-6-01	SERVICIOS PERSONALES	48,562,523.00	0.00	0.00	48,562,523.00	0.00	48,562,523.00	0.00	48,562,523.00	100.00	4,776,000.00	28,562,523.00	58.82
3-1-6-01-01	SERVICIOS PERSONALES ASOCIADOS A LA NOMINA	6,999,990.00	0.00	0.00	6,999,990.00	0.00	6,999,990.00	0.00	6,999,990.00	100.00	0.00	6,999,990.00	100.00

SISTEMA DE PRESUPUESTO DISTRITAL - PREDIS
SECRETARIA DE HACIENDA- DIRECCION DISTRITAL DE PRESUPUESTO
EJECUCION PRESUPUESTO
INFORME DE EJECUCION DEL PRESUPUESTO DE GASTOS E INVERSION

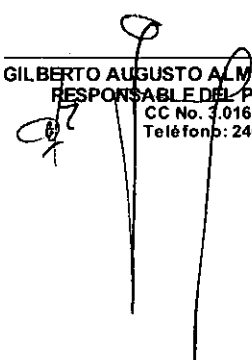
06-01-2012
09:28


Entidad		211 INSTITUTO DISTRITAL DE RECREACIÓN Y DEPORTE - IDRD							VIGENCIA FISCAL:					2011	
Unidad Ejecutora 01		UNIDAD 01							MES:					DICIEMBRE	
RUBRO PRESUPUESTAL		APROPIACION						TOTAL COMPROMISOS		EJECUC. PRESUP. %	AUTORIZACION DE GIRO		EJECUCION AUT. GIRO %		
CODIGO 1	NOMBRE 2	INICIAL 3	MODIFICACIONES		VIGENTE 6=(3+5)	SUSPENSION 7	DISPONIBLE 8=(6-7)	MES 9	ACUMULADO 10		MES 12	ACUMULADO 13		14=13/8	
			MES 4	ACUMULADO 5											
3-1-6-01-01-25	Convenciones Colectivas o Convenios	6,999,990.00	0.00	0.00	6,999,990.00	0.00	6,999,990.00	0.00	6,999,990.00	100.00	0.00	6,999,990.00	100.00		
3-1-6-01-01-25-0001	Personal Administrativo	6,999,990.00	0.00	0.00	6,999,990.00	0.00	6,999,990.00	0.00	6,999,990.00	100.00	0.00	6,999,990.00	100.00		
3-1-6-01-02	SERVICIOS PERSONALES INDIRECTOS	41,562,533.00	0.00	0.00	41,562,533.00	0.00	41,562,533.00	0.00	41,562,533.00	100.00	4,776,000.00	21,562,533.00	51.68		
3-1-6-01-02-03	Honorarios	38,139,200.00	0.00	0.00	38,139,200.00	0.00	38,139,200.00	0.00	38,139,200.00	100.00	4,776,000.00	18,139,200.00	47.56		
3-1-6-01-02-03-0001	Honorarios Entidad	38,139,200.00	0.00	0.00	38,139,200.00	0.00	38,139,200.00	0.00	38,139,200.00	100.00	4,776,000.00	18,139,200.00	47.56		
3-1-6-01-02-04	Remuneración Servicios Técnicos	3,423,333.00	0.00	0.00	3,423,333.00	0.00	3,423,333.00	0.00	3,423,333.00	100.00	0.00	3,423,333.00	100.00		
3-1-6-02	GASTOS GENERALES	364,278,087.00	0.00	0.00	364,278,087.00	0.00	364,278,087.00	-7,464,424.00	352,053,218.00	96.64	12,000,000.00	352,053,218.00	96.64		
3-1-6-02-01	Adquisición de Bienes	102,967,611.00	0.00	0.00	102,967,611.00	0.00	102,967,611.00	-85,669.00	100,478,235.00	97.58	12,000,000.00	100,478,235.00	97.58		
3-1-6-02-01-02	Gastos de Computador	102,881,942.00	0.00	0.00	102,881,942.00	0.00	102,881,942.00	0.00	100,478,235.00	97.66	12,000,000.00	100,478,235.00	97.66		
3-1-6-02-01-04	Materiales y Suministros	85,669.00	0.00	0.00	85,669.00	0.00	85,669.00	-85,669.00	0.00	0.00	0.00	0.00	0.00		
3-1-6-02-02	Adquisición de Servicios	261,073,861.00	0.00	0.00	261,073,861.00	0.00	261,073,861.00	-7,378,755.00	251,338,368.00	96.27	0.00	251,338,368.00	96.27		
3-1-6-02-02-03	Gastos de Transporte y Comunicación	35,635,400.00	0.00	0.00	35,635,400.00	0.00	35,635,400.00	0.00	35,635,400.00	100.00	0.00	35,635,400.00	100.00		
3-1-6-02-02-04	Impresos y Publicaciones	10,872,453.00	0.00	0.00	10,872,453.00	0.00	10,872,453.00	0.00	10,872,453.00	100.00	0.00	10,872,453.00	100.00		
3-1-6-02-02-05	Mantenimiento y Reparaciones	206,122,272.00	0.00	0.00	206,122,272.00	0.00	206,122,272.00	-7,378,755.00	197,477,400.00	95.81	0.00	197,477,400.00	95.81		
3-1-6-02-02-05-0001	Mantenimiento Entidad	206,122,272.00	0.00	0.00	206,122,272.00	0.00	206,122,272.00	-7,378,755.00	197,477,400.00	95.81	0.00	197,477,400.00	95.81		
3-1-6-02-02-06	Seguros	7,453,736.00	0.00	0.00	7,453,736.00	0.00	7,453,736.00	0.00	6,363,115.00	85.37	0.00	6,363,115.00	85.37		
3-1-6-02-02-06-0001	Seguros Entidad	7,453,736.00	0.00	0.00	7,453,736.00	0.00	7,453,736.00	0.00	6,363,115.00	85.37	0.00	6,363,115.00	85.37		
3-1-6-02-02-12	Salud Ocupacional	990,000.00	0.00	0.00	990,000.00	0.00	990,000.00	0.00	990,000.00	100.00	0.00	990,000.00	100.00		
3-1-6-02-03	Otros Gastos Generales	236,615.00	0.00	0.00	236,615.00	0.00	236,615.00	0.00	236,615.00	100.00	0.00	236,615.00	100.00		
3-1-6-02-03-01	Sentencias Judiciales	236,615.00	0.00	0.00	236,615.00	0.00	236,615.00	0.00	236,615.00	100.00	0.00	236,615.00	100.00		
3-1-6-99	Reservas Presupuestadas y no utilizadas.	126,329,390.00	-126,329,390.00	-126,329,390.00	0.00	0.00	0.00	0.00	0.00	0.00	0.00	0.00	0.00		
3-3	INVERSIÓN	151,611,000,000.00	-5,402,055,894.00	-5,402,055,894.00	146,208,944,106.00	0.00	146,208,944,106.00	11,227,230,542.00	137,582,186,705.00	94.10	21,736,019,830.00	117,829,484,255.00	80.59		
3-3-1	DIRECTA	118,934,000,000.00	-4,802,872,075.00	-3,796,253,082.00	115,137,746,918.00	0.00	115,137,746,918.00	11,093,343,215.00	112,127,886,185.00	97.39	20,001,884,613.00	92,861,079,658.00	80.65		
3-3-1-13	Bogotá positiva: para vivir mejor	118,934,000,000.00	-4,802,872,075.00	-3,796,253,082.00	115,137,746,918.00	0.00	115,137,746,918.00	11,093,343,215.00	112,127,886,185.00	97.39	20,001,884,613.00	92,861,079,658.00	80.65		
3-3-1-13-01	Ciudad de derechos	37,890,000,000.00	0.00	1,900,000,000.00	39,890,000,000.00	0.00	39,890,000,000.00	1,292,408,527.00	39,735,223,636.00	99.61	5,951,029,514.00	36,692,589,721.00	91.98		
3-3-1-13-01-12	Bogotá viva	37,890,000,000.00	0.00	1,900,000,000.00	39,890,000,000.00	0.00	39,890,000,000.00	1,292,408,527.00	39,735,223,636.00	99.61	5,951,029,514.00	36,692,589,721.00	91.98		
3-3-1-13-01-12-0564	Deporte con altura	22,950,000,000.00	0.00	1,400,000,000.00	24,350,000,000.00	0.00	24,350,000,000.00	623,463,567.00	24,212,924,902.00	99.44	2,593,763,970.00	22,859,392,272.00	93.88		
3-3-1-13-01-12-0596	Recreación vital	15,040,000,000.00	0.00	500,000,000.00	15,540,000,000.00	0.00	15,540,000,000.00	668,944,960.00	15,522,298,734.00	99.89	3,357,265,544.00	13,833,197,449.00	89.02		
3-3-1-13-02	Derecho a la ciudad	78,367,000,000.00	-4,802,872,075.00	-5,696,253,082.00	72,670,746,918.00	0.00	72,670,746,918.00	9,695,452,446.00	69,847,869,474.00	96.12	13,516,710,363.00	53,831,588,237.00	74.08		
3-3-1-13-02-27	Bogotá espacio de vida	78,367,000,000.00	-4,802,872,075.00	-5,696,253,082.00	72,670,746,918.00	0.00	72,670,746,918.00	9,695,452,446.00	69,847,869,474.00	96.12	13,516,710,363.00	53,831,588,237.00	74.08		
3-3-1-13-02-27-0554	Construcción, adecuación y mejoramiento de parques y escenarios	34,475,000,000.00	-4,802,872,075.00	-5,551,466,659.00	28,923,531,341.00	0.00	28,923,531,341.00	9,036,267,575.00	28,690,179,371.00	99.19	6,119,819,418.00	17,633,826,934.00	60.97		
3-3-1-13-02-27-0619	Sostenibilidad integral del sistema distrital de parques y escenarios	43,892,000,000.00	0.00	-144,784,423.00	43,747,215,577.00	0.00	43,747,215,577.00	659,184,871.00	41,157,690,103.00	94.08	7,396,890,945.00	36,197,761,303.00	82.74		
3-3-1-13-06	Gestión pública efectiva y transparente	2,577,000,000.00	0.00	0.00	2,577,000,000.00	0.00	2,577,000,000.00	105,482,242.00	2,544,793,075.00	98.75	534,144,736.00	2,336,901,700.00	90.68		
3-3-1-13-06-49	Desarrollo institucional integral	2,577,000,000.00	0.00	0.00	2,577,000,000.00	0.00	2,577,000,000.00	105,482,242.00	2,544,793,075.00	98.75	534,144,736.00	2,336,901,700.00	90.68		
3-3-1-13-06-49-6205	Apoyo institucional	2,577,000,000.00	0.00	0.00	2,577,000,000.00	0.00	2,577,000,000.00	105,482,242.00	2,544,793,075.00	98.75	534,144,736.00	2,336,901,700.00	90.68		
3-3-4	PASIVOS EXIGIBLES	7,633,000,000.00	0.00	-1,200,000,000.00	6,433,000,000.00	0.00	6,433,000,000.00	361,990,206.00	1,509,237,212.00	23.46	361,990,206.00	1,509,237,212.00	23.46		

SISTEMA DE PRESUPUESTO DISTRITAL - PREDIS
SECRETARIA DE HACIENDA- DIRECCION DISTRITAL DE PRESUPUESTO
EJECUCION PRESUPUESTO
INFORME DE EJECUCION DEL PRESUPUESTO DE GASTOS E INVERSION

06-01-2012
09:28

Entidad		211 INSTITUTO DISTRITAL DE RECREACIÓN Y DEPORTE- IDRD							VIGENCIA FISCAL:		2011		
Unidad Ejecutora 01 UNIDAD 01									MES:		DICIEMBRE		
RUBRO PRESUPUESTAL		APROPIACION					TOTAL COMPROMISOS		EJECUC. PRESUP. % 11=10/8	AUTORIZACION DE GIRO		EJECUCION AUT. GIRO % 14=13/8	
CODIGO 1	NOMBRE 2	INICIAL 3	MODIFICACIONES		VIGENTE 6=(3+5)	SUSPENSION 7	DISPONIBLE 8=(6-7)	MES 9		ACUMULADO 10	MES 12		ACUMULADO 13
			MES 4	ACUMULADO 5									
3-3-7	RESERVAS PRESUPUESTALES	25,044,000,000.00	-599,183,819.00	-405,802,812.00	24,638,197,188.00	0.00	24,638,197,188.00	-228,102,879.00	23,945,063,308.00	97.19	1,372,145,011.00		
3-3-7-13	Bogotá positiva: para vivir mejor	23,476,081,138.00	0.00	1,162,116,007.00	24,638,197,145.00	0.00	24,638,197,145.00	-228,102,879.00	23,945,063,308.00	97.19	1,372,145,011.00	23,459,167,385.00	95.21
3-3-7-13-01	Ciudad de derechos	1,189,129,355.00	0.00	0.00	1,189,129,355.00	0.00	1,189,129,355.00	-9,729,000.00	1,138,709,522.00	95.76	0.00	1,111,022,172.00	93.43
3-3-7-13-01-12	Bogotá viva	1,189,129,355.00	0.00	0.00	1,189,129,355.00	0.00	1,189,129,355.00	-9,729,000.00	1,138,709,522.00	95.76	0.00	1,111,022,172.00	93.43
3-3-7-13-01-12-0564	Deporte con altura	508,721,412.00	0.00	0.00	508,721,412.00	0.00	508,721,412.00	-9,729,000.00	465,891,415.00	91.58	0.00	450,891,415.00	88.83
3-3-7-13-01-12-0596	Recreación vital	680,407,943.00	0.00	0.00	680,407,943.00	0.00	680,407,943.00	0.00	672,818,107.00	98.88	0.00	660,130,757.00	97.02
3-3-7-13-02	Derecho a la ciudad	22,161,680,364.00	0.00	1,162,116,007.00	23,323,796,371.00	0.00	23,323,796,371.00	-218,373,879.00	22,685,455,700.00	97.26	1,372,145,011.00	22,227,247,127.00	95.30
3-3-7-13-02-27	Bogotá espacio de vida	22,161,680,364.00	0.00	1,162,116,007.00	23,323,796,371.00	0.00	23,323,796,371.00	-218,373,879.00	22,685,455,700.00	97.26	1,372,145,011.00	22,227,247,127.00	95.30
3-3-7-13-02-27-0554	Construcción, adecuación y mejoramiento de parques y escenarios	14,648,907,543.00	0.00	0.00	14,648,907,543.00	0.00	14,648,907,543.00	-218,373,879.00	14,044,340,819.00	95.87	1,347,184,388.00	13,592,124,924.00	92.79
3-3-7-13-02-27-0619	Sostenibilidad integral del sistema distrital de parques y escenarios	7,512,772,821.00	0.00	1,162,116,007.00	8,674,888,828.00	0.00	8,674,888,828.00	0.00	8,641,114,881.00	99.61	24,960,623.00	8,635,122,203.00	99.54
3-3-7-13-06	Gestión pública efectiva y transparente	125,271,419.00	0.00	0.00	125,271,419.00	0.00	125,271,419.00	0.00	120,898,086.00	96.51	0.00	120,898,086.00	96.51
3-3-7-13-06-49	Desarrollo institucional integral	125,271,419.00	0.00	0.00	125,271,419.00	0.00	125,271,419.00	0.00	120,898,086.00	96.51	0.00	120,898,086.00	96.51
3-3-7-13-06-49-6205	Apoyo institucional	125,271,419.00	0.00	0.00	125,271,419.00	0.00	125,271,419.00	0.00	120,898,086.00	96.51	0.00	120,898,086.00	96.51
3-3-7-99	Reservas Presupuestadas y no utilizadas	1,567,918,862.00	-599,183,819.00	-1,567,918,819.00	43.00	0.00	43.00	0.00	0.00	0.00	0.00	0.00	0.00


GILBERTO AUGUSTO ALMANZA HERNANDEZ
RESPONSABLE DEL PRESUPUESTO
 CC No. 3.016.779
 Teléfono: 2401345


ANA EDURNE CAMACHO CORREDOR
ORDENADOR DEL GASTO
 CC No. 40.015.136
 Teléfono: 6605400 EX 1001